Kubota

CE CONSTRUCTION ATTACHMENTS



INDEX



CUTTERS

Skid Cutters 4



TILLERS/SEEDERS

Primary Seeders 9
Skid Tillers 8



DIRTWORKING

Box Blades 10
Dozer Blades 17
Excavator Augers 13
Plate Compactors 18
Powered Rakes 11
Ripper 14
Skid Augers 12
Skid Graders 15
Trenchers 16



MATERIAL HANDLING

Angle Brooms 31
Buckets 23
Claw Grapples 20
Combination Buckets 24
Hopper Brooms 32
Light Material Buckets 26
Loader Boom 33
Pallet Forks 30
Rock Grapples/Buckets 22
Root Grapples 21
Scrap Grapple Buckets 25
Stump Grinders 28
Tree/Post Pullers 34
Utility Buckets 27

Kubota-branded CE Attachments are manufactured by Land Pride, a leading manufacturer of tractor-mounted implements and skid plate attachments. Land Pride, now a Kubota company, has joined forces with Kubota Tractor Corporation to bring you a top-quality, growing line of attachments for your Kubota Skid Steer, Tractor Loader, Compact Track Loader, & Excavator.



DEMOLITION

Breakers 35
Cold Planers 37
Concrete Claw 36
Road Saws 38



SNOW TOOLS

Snow Buckets 26
Snow Blowers 41
Snow Pushers 40
Trip Edge Blades 39



HITCHES

Skid Hitch 19
Tilt Hitch 19



COMPACT ATTACHMENTS

Breaker Mount 49
Buckets 44
Claw Grapple 43
Pallet Forks 46
Powered Rake 45
Skid Auger 48
Trenchers 47



PERFORMANCE MATCHED

Land Pride's relationship with Kubota allows our products to be Performance Matched to your power unit by Kubota and Land Pride Engineering. The process ensures you that the hydraulic requirements, weight, and width of your attachment matches your power unit's exact specifications.

Visit **kubota.ca/products/Construction-Equipment**

SC25 SERIES SKID CUTTERS

Available for: SSV65 | SSV75 | SVL65 | SVL75 | SVL97

CUTTERS



KEY FEATURES

- 2" Diameter cut capacity
- 1-1/2" - 18" Cutting height; infinitely variable
- 10 Gauge steel deck; 1/4" side skirt

Ideal for restricted areas under fences, in and around boxed in corner sections of corrals and out buildings, vineyards, nursery rows, wooded lots, and approaches to ditches and waterways.



Center mount with offset hitch option allows operator to offset 8-1/2" to the right to cut close to obstacles.



Optional front gauge wheel provides easy operation and handling over uneven terrain. Laminated tire can't go flat.



		SC2560	SC2572
Cutter Weight (kg) w/o Skid Shoes, Gauge Wheel, & Protective Door		893 lbs (405)	1,084 lbs (491)
Gauge Wheel Weight (kg) Optional		114 lbs (51)	
Cutting Width (m)		60" (1.52)	72" (1.83)
Overall Width (m)		65-1/2" (1.66)	78" (1.98)
Overall Length (m)		73" (1.85)	91" (2.31)
Cutting Capacity (cm)		2" (5.1) Diameter	
Drive Motor	Medium Volume (lpm)	18-23 gpm (68-87) flow	
	High Volume (lpm)	24-30 gpm (90.8-113.6) flow	
Deck Thickness (mm)		10 Ga. (3.4)	
Side Skirt Construction (mm)		1/4" (6)	
Skid Shoes Construction (cm) Optional		Standard-duty skid shoes: 1/2" x 2" (6 x 5.1) steel Heavy-duty skid shoes: 3/8" x 3" (1 x 7.6) steel	
Blade Carrier		Heavy-duty round pan stump jumper	
Blade Size (cm)		1/2" x 4" (1.3 x 10.2) updraft	
Blade Tip Speed	18-23 gpm Motor (mps/lpm)	19,181 fpm (97.4) at 23 gpm (87.1)	14,199 fpm (72.1) at 23 gpm (87.1)
	24-30 gpm Motor (mps/lpm)	19,390 fpm (98.5) at 30 gpm (113.6)	15,707 fpm (79.8) at 30 gpm (113.6)
Deck Lift Height Protection		Safe chain limiter	

SC40 SERIES SKID CUTTERS

Available for: SSV65 | SSV75 | SVL65 | SVL75 | SVL97

CUTTERS



KEY FEATURES

- 4" Diameter cut capacity
- 1/4" Deck thickness
- Pressure gauge
- Tapered full length skid shoes

Farmers and ranchers, developers, contractors, and land owners can clear land or small trees, shrubs, bushes, and grass.





Optional easy-to-read pressure gauge allows the operator to ensure that the motor is operating at proper psi.

		SC4060	SC4072
Cutter Weight (kg) w/skid shoes and w/o front roller wheels		1,361 lbs (617)	1,680 lbs (762)
Cutting Width (m)		61.5" (1.56)	73.5" (1.87)
Overall Width (m)		72" (1.83)	84.5" (2.15)
Overall Length (m)		78" (1.98)	89" (2.26)
Cutting Capacity (cm)		4" (10.2) Diameter	
Drive Motor	Standard (lpm)	15-26 gpm flow (56.8-94.6)	
	High Volume (lpm)	27-43 gpm flow (98.4-162.8)	
Deck Thickness (mm)		1/4" (6)	
Side Skirt Construction (mm)		1/4" (6)	
Blade Carrier (mm)		Heavy-duty round 5/8" (16) plate	
Deck Wear Protection		Four corner mounted skid shoes and two mid skid shoes	
Blade Size (mm)		Heavy-duty round 5/8" (16) plate	
Skid Shoes Construction (mm)		3/8" (10) Plate	
Blade Size (cm)		1/2" x 5" (1.3 x 12.7) Bi-directional	
Blade Tip Speed	15-26 gpm Motor (mps/lpm)	14,455 fpm (73.4) at 26 gpm (94.6)	17,345 fpm (88) at 26 gpm (94.6)
	27-43 gpm Motor (mps/lpm)	15,440 fpm (78.4) at 43 gpm (162.8)	18,527 fpm (94.1) at 43 gpm (162.8)
Deck Lift Height Protection		Height adjustment safety chain	

SC60 SERIES SKID CUTTER

Available for: SSV75 | SVL75

CUTTERS



KEY FEATURES

- 18-31 gpm
- 72" Width
- 6" Cutting capacity
- 1/4" Deck thickness
- Single plate blade carrier
- Replaceable carbide teeth on bottom of carrier
- Patent pending retractable door
- Wide angled full length skid shoes





Heavy, single plate blade carrier provides strength for cutting trees and grinding stumps.



Beveled skid shoes reduce gouging the ground. Skid shoes protect the side plate structure and are replaceable for convenience.

	SC6072
Cutter Weight (kg) w/skid shoes and w/o front roller wheels	1,980 lbs (900)
Cutting Width (m)	72" (1.8)
Overall Width (m)	84" (2.1)
Overall Length (m)	92" (2.3)
Cutting Capacity (cm)	6" (15)
Drive Motor (lpm)	18-31 gpm (68-117)
Deck Thickness (mm)	1/4" (6)
Side Skirt Construction (mm)	1/4" (6)
Blade Carrier (mm)	Round 3/4" (19) Plate
Deck Wear Protection	Four, corner-mounted skid shoes
Blade Size (mm)	1/2" (12.7)
Skid Shoes Construction (mm)	1/4" (6) plate
Blade Tip Speed (mps/lpm)	12,900 fpm (66) @ 31 gpm (117)
Deck Lift Height Protection	Height limiting safety chain

SC70 SERIES SKID CUTTER

Available for: SVL97

CUTTERS



KEY FEATURES

- 7" Diameter cut capacity
- 1/4" Deck thickness
- 4 Swinging blades, reversible
- Replaceable carbide teeth on bottom of blade carrier
- Patent pending retractable front door
- Wide, angled full length skid shoes

Contractors and developers with extreme clearing needs will easily eliminate brush and trees up to 7" in diameter.



Patent pending bi-folding retractable front door will fold open when cutting brush and trees. Covers the cutting chamber when not operating in extreme conditions.



Push bar forces trees away from the operator.



Replaceable carbide teeth on bottom of blade carrier.

	SC7072
Cutter Weight w/skid shoes (kg)	2,580 lbs (1,170)
Cutting Width (m)	73-1/2" (1.87)
Overall Width (m)	84-3/8" (2.14)
Overall Length (m)	92-1/4" (2.34)
Cutting Capacity (cm)	7" (17.78) Diameter
High Volume Drive Motor (lpm)	26-43 gpm flow (98.4-162.8)
Hydraulic Pressure	Up to 3500 psi
Deck Thickness (mm)	1/4" (6)
Side Skirt Construction (mm)	1/4" (6)
Blade Carrier (mm)	Two round 1/2" (12.7) plate weldments
Blade Size (mm)	3/4" (19.05) Double edge
Blade Tip Speed (mps/lpm)	14,870 fpm (75) at 43 gpm (162.8)
Skid Shoes Construction (mm)	3/8" (10) Plate
Front Deck Protection	Bi-fold door w/single row chain guard
Deck Lift Height Protection	Height adjustment safety chain
Mulching Teeth (mm)	3/4" (19.05) SQ carbide

SRT SERIES SKID TILLERS

Available for: SSV65 | SSV75 | SVL65 | SVL75 | SVL97

TILLERS





KEY FEATURES

- Case drain protection
- Adjustable ripper shanks
- Forward or reverse rotation
- Replaceable skid shoes with depth control
- Spiral rotor design with C-shaped bi-directional tines
- 6" Offset capability

Forward and reverse rotation tillers are great for seedbed or garden plot soil preparation used in landscaping, nurseries, gardens, and light commercial applications.



Adjustable scarifier shanks are constructed of hardened steel and are built tough to rip up hard soil.



Patented depth indicator shows the operator how deep the tiller is working in the soil without leaving the seat.

	SRT62	SRT76
Weight (kg)	785 lbs (356)	880 lbs (399)
Tilling Width (m)	62" (1.57)	76" (1.93)
Overall Width (m)	74-1/2" (1.89)	88-1/2" (2.25)
Tilling Depth (cm)	2", 4", & 5.6" (5.1, 10.2, 14.2)	
Patented Depth Indicator	Depth indicator (Viewable from operator seat)	
Hydraulic Requirements Low Flow Motor (Lpm)	14-23 gpm (53-87)	N/A
High Flow Motor (Lpm)	23-42 gpm (87-159)	23-42 gpm (87-159) 16-23 gpm (60.6-87) with minimum 2600* psi (17.9 mPa)
Motor Case Drain	Standard	Standard
Number of Rotor Flanges	9	11
Number of Tines per Flange	4	4
Tine Construction	Bi-directional forged hardened "C" shaped	
Direction of Travel	Bi-directional (forward and reverse)	
Side Shift Capabilities (cm)	6" (15.2) to the right	
Rotor Swing Diameter (cm)	18.3" (46.5)	
Number of Shanks	5	6

*At 2600 psi rotor speed RPM will be reduced which could affect tilling performance.

PS20 SERIES PRIMARY SEEDERS

Available for: SSV65 | SSV75 | SVL65 | SVL75 | SVL97

SEEDERS





Shown with optional transport lights.

KEY FEATURES

- Patent pending bi-directional seed cups
- Universal Quick-Attach Hitch and 3-Point Hitch standard
- Large capacity seed box
- Floating packer wheels to follow the contours

Ideal tool for landscapers and contractors. The patent pending bi-directional seed cups allow the seeder to travel forwards or backwards. The dual skid hitch and 3-point hitch make this a great tool for rental yards.



Large seedbox capacity keeps filling to a minimum and increases productivity.



Floating packer wheels follow the contours and allows the unit to stay in contact with the ground for consistent seed-to-soil contact.

	PS2072	PS2086
Tractor Horsepower (kw)	25-60 hp (18.6-44.7) Not meant for small tractor such as Kubota BX	
Seeding Width (m) Broadcast	72" (1.83)	86" (2.18)
Overall Width (m)	81" (2.06)	95" (2.41)
Overall Height (cm)	42" (1.07)	
Overall Length (cm)	35" (88.9)	
Empty Weight (kg)	1,464 lbs (664.1)	1,677 lbs (760.7)
Seedbox Capacity (L/m)	1 Bushel/foot (35.2/.39)	
3-Point Tractor Hitch	Cat. 1, Quick-Hitch adaptable	
Seed Cups Patent Pending	Bi-directional fluted cups for accurate metering	
	10	12
Packer Rollers (cm)	9" (22.9) Notched cast iron bed forming packer rollers	
	31 Front, 30 Rear	37 Front, 36 Rear

BB30 SERIES BOX BLADES

Available for: SSV65 | SSV75 | SVL65 | SVL75 | SVL97

DIRTWORKING





Reversible side cutters are manufactured from wear-resistant AR400 steel and are reversible and replaceable.

KEY FEATURES

- Bi-directional with hinged cutting edge
- Floating front axle
- Replaceable side plates with adjustable side cutters
- Lift/tilt with parallel links standard
- Ability to accept attachment control system

Contractors, rental houses and landscapers, with the addition of a third party laser/2D or GPS/3D attachment control system, can achieve level grade in a fraction of the time eliminating operator fatigue and saving money on fill and concrete.



Optional 82" mast assembly for 3rd party laser technology controls tilt and height of the grading blade.



Intuitive software design for unmatched ease of use (phone not included).

	BB3084	BB3096
Working Width (cm)	84" (213)	96" (244)
Base Weight (kg)	1,836 lbs (833)	1,917 lbs (870)
Upper Frame Cross Tube (cm)	4" x 6" x 5/16" (10.2 x 15.2 x .8)	
Lower Frame Cross Tube (cm)	2" x 4" x 1/4" (5.1 x 10.2 x .6)	
A Frame Tubes (cm)	4" x 4" x 5/16" (10.2 x 10.2 x .8)	
Blade Lift Pins (cm)	1" (2.5)	
Tilt Pin (cm)	3" (7.6)	
Grader Blade (cm)	1/2" x 6" (1.3 x 15.2), Reversible, replaceable	
Reversible Side Cutters (cm)	AR400 steel, 6" x ½" (15.2 x 1.3)	
End Panels (cm)	Replaceable, 3/8" (1) Grade 50	
Tires (cm)	18" x 8.5" x 10" (45.7 x 2 1.6 x 25.4) Foam filled turf	
Welded Lift Cylinder (cm)	3" x 6" x 1.5" (7.6 x 15.2 x 3.8)	
Welded Tilt Cylinders (cm)	2- 2.5" x 5" x 1.25" (6.4 x 12.7 x 3.2)	
Parabolic Mirror	16.5 x 6.63	
Hydraulic Flow	25 GPM max. flow and 3500 psi max. pressure	
Cylinder Control Valve	Pilot controlled	
Floating Blades	Front and rear	

SR27 SERIES POWERED RAKES

Available for: SSV65 | SSV75 | SVL65 | SVL75 | SVL97

DIRTWORKING



KEY FEATURES

- Float or rigid option
- Manual or hydraulic angle
- Cast chain housing
- Carbide tipped studs

Landscapers and housing contractors can prep and level ground for seeding, remove unwanted material and debris, and rejuvenate gravel driveways and lots. Powered Rakes make excellent rental tools.



Angle/float hitch: When operated in float, it allows the gauge wheels and rake to float with the contour of the ground.

Carbide tipped studs and bi-directional roller with variable speed enables more complete finish and control.



		SR2772	SR2790
Hydraulic Flow Requirements (lpm)		12-24 gpm (45.4-90.8)	15-24 gpm (56.8-90.8)
Hydraulic Pressure Range (MPa)		2250 to 3500 psi (15.51-24.13 MPa)	
Non-Angled Working Width (m)		72" (1.83)	90" (2.29)
Weight w/o options (kg)		1,005 lbs (455.9)	1,119 lbs (507.6)
Direction of Travel		Bi-directional	
Material Control Blade (cm)		2 Each - 1/2" x 5" (1.3x12.7) urethane	
Spike Roller (cm)		9-3/8" (23.8) Diameter with 3/4" x 1-1/2" (1.9x3.8) carbide tipped studs	
Roller Speed		Variable from 200-350 rpm	
Roller Side Bearings		Roller bearings	
Drive Chain		#50 Double continuous roller chain, high tensile, enclosed in oil bath	
Side Plates		Standard, removeable with storage rack	
Skid Shoes		Replaceable	
OPTIONS			
Hitch	Fixed Hitch	N/A	
	Angle Hitch	Available	
	Angle/Float Hitch	Available	
Angle Actuator for Angling 20° Left or Right	Hydraulically (cm)	2" x 8" (5.08x20.32) Cylinder with solenoid valve	
	Manually	Ratchet jack	

SA20/35 SERIES SKID AUGERS

Available for: SSV65 | SSV75 | SVL65 | SVL75 | SVL97

DIRTWORKING



KEY FEATURES

- SA20: 2" Hex output shaft
  Center & 18” offset mount to the right
- SA35: 2" Hex or 2-9/16" round output shaft
- Planetary gearbox
- Patented level indicator on SA20

The SA20 is ideal for landscapers, contractors, construction companies, farmers, ranchers, and others. The SA35 meets the industrial duty applications of nurseries, landscapers, contractors, construction companies, and municipalities.



Hydraulic hoses are routed out the top of the gearbox housing, allowing housing to follow auger into a deeper hole without damaging hoses.

Patented level indicator makes it easy to know when the auger is vertical to drill straight holes (SA20 & EA20 only).



		SA20				SA35			
Hydraulic Requirements	Low Flow	10-20 gpm @ 1500 to 3500 psi (37.9-75.7 Lpm @ 10.34-24.13 MPa)				10-30 gpm @ 1500 to 3500 psi (37.9-113.6 Lpm @ 10.34-24.13 MPa)			
	High Flow	15-30 gpm @ 1500 to 3500 psi (56.8-113.6 Lpm @ 10.34-24.13 MPa)							
Base Weight w/o Options (kg)		284 lbs w/o auger (128.8)				372 lbs w/o auger (168.7)			
Auger Flighting Thickness (mm)		5/16" (8)							
Auger Teeth		Forged, individually replaceable, 40° angle installed on flat side 50° angle installed on angled side							
Gearbox		Hydraulically driven planetary gearbox; reversible							
Gearbox Oil Capacity (mL)		14 oz (414)							
Auger Diameter		6"	9"	12"	15"	18"	24"	30"	36"
Auger Weights - lbs	Dirt - hex hub	45	79	112	116	135	206	224	280
	Dirt - round hub	N/A	70	98	119	131	214	285	380
	Tree - hex hub	N/A	N/A	N/A	N/A	N/A	209	228	289
	Tree - round hub	N/A	N/A	N/A	N/A	N/A	162	236	305
	Rock	60	95	116	149	205	256	N/A	N/A
	Bolt-on Rock Head Weights - lbs	24	36	42	47	62	79	N/A	N/A
Number of Teeth	Dirt Augers	2	4	4	5	6	8	10	12
	Tree Augers	N/A	N/A	N/A	N/A	N/A	9	11	13
	Rock Augers & Bolt-on Rock Heads*	6	10	12	14	16	20	N/A	N/A
Lengths	Dirt Auger	49"	49"	50-3/4"	50-3/4"	50-3/4"	50-3/4"	50-3/4"	50-3/4"
	Tree Auger	N/A	N/A	N/A	N/A	N/A	50-3/4"	50-3/4"	50-3/4"
	Rock Augers & Bolt-on Rock Heads	46-1/8"	45-5/8"	45-5/8"	45-5/8"	45-5/8"	45-5/8"	45-5/8"	45-5/8"

*Quantity of teeth includes the 4 drill points to make the auger pilot.

EA20/35 SERIES EXCAVATOR AUGERS

EA20: KX018 | KX030 | KX033 | KX040 | KX057 | KX080 | U17 | U27 | U35 | U48 | U55

EA35: KX040 | KX057 | KX080 | U27 | U35 | U48 | U55

DIRTWORKING



KEY FEATURES

- EA20 motor options:
  6-15 gpm; 10-20 gpm; 15-30 gpm
  Torque: Up to 2620 ft/lb @ 3000 PSI
- EA35: 15-30 gpm Motor
  Torque: Up to 2732 ft/lb @ 3000 PSI
- Drive units can be used with either SA or EA mounts
- All mounts accept cradle option
- Patented level indicator on EA20

Dirt or building contractors and fence contractors can easily reach hard to access areas with an excavator and bore holes for fences, footings, and more. The EA20 is the perfect size for rental yards.



	EA20	EA35
Hydraulic Requirements	6-30 gpm @ 1500 to 3500 psi (22.7-113.6 lpm @ 10.34-24.13 MPa)	10-30 gpm @ 1500 to 3500 psi (37.8-113.6 lpm @ 10.34-24.13 MPa)
Base Weight w/o Options (kg)	46 lbs (20.9)	72 lbs (32.6)
Auger Flighting Thickness (mm)	5/16" (8)	
Auger Teeth	Forged, individually replaceable, 40° angle installed on flat side 50° angle installed on angled side	
Gearbox	Hydraulically driven planetary gearbox; reversible	
Gearbox Oil Capacity	14 oz (414 mL)	1.69 pints (.8 L)
Augers	See SA20/35 specifications on previous page	



A variety of augers are offered ranging from 6" - 24", plus a 36" tree auger. 6" to 18" Rock Augers also available.

RP30 SERIES RIPPER

Available for: SSV65 | SSV75 | SVL65 | SVL75 | SVL97

DIRTWORKING



KEY FEATURES

- 5 Shank design with replaceable tips
- Skid shoes
- Patented level indicator

Contractors and landscapers can rip or loosen dirt, sand, and gravel at varying depths. Using this unit in between compaction passes will also help achieve the desired compaction rating.



Five shank design with replaceable tips are easy to adjust to depth and conditions.



Wide skid shoe design helps maintain constant depth.

Patented level indicator makes it easy to keep the unit parallel to the ground.



	RP30
Ripper Overall Width (m)	68-1/2" (1.74)
Max. Working Width (m)	78-3/4" (2)
Weight (kg)	363 lbs (164.7)
Horsepower Rating (kW)	65 - 95 HP (48.5-70.8)
Hitch Type	Universal Quick-Attach
Number of Shanks	5
Skid Shoe Construction (mm)	Bolt-on 5/16" (8) steel plate
Shank Tube Construction (cm)	5' x 5" (12.7 x 12.7) Square tube with reinforcement plate around bottom of shank opening
Patented Level Indicator	Weighted indicator to indicate when unit is level

SG25 SERIES SKID GRADERS

Available for: SSV65 | SSV75 | SVL65 | SVL75 | SVL97

DIRTWORKING



KEY FEATURES

- Ripper teeth break compacted soils
- Bi-directional blades; Adjustable cutting angles
- Replaceable skid shoes
- Bucket carrier lugs on top

Landscapers, contractors, and developers can level construction sites, prepare seedbeds, and rejuvenate driveways forwards or backwards. Ripper teeth break compacted soils for a better finish.



Full length, heavy-duty skid shoes are reversible and replaceable.



After loading the SG25 onto a trailer, a bucket can be mounted on top using the storage lugs, to save space.

Dual height grader blades allow the grader to be adjusted to desired amount of cultivation, leveling, & grading.

	SG2572	SG2584
Working Width (m)	72" (1.83)	84" (2.13)
Overall Width (m)	81-1/4" (2.06)	93-1/4" (2.37)
Weight w/Shanks (kg)	886 lbs (401.9)	952 lbs (431.8)
Number of Straight Shanks	6	7
Skid Steer & Tractor HP Requirement (kw)	40-95 HP (29.8-70.8)	
Overall Length (m)	52-1/4" (1.33)	
Overall Height (cm)	22" (55.9)	
Side Panel Height with Skid Shoes (cm)	15-1/2" (39.4)	
Side Panel Length (m)	50" (1.27)	
Side Panel Thickness (mm)	1/4" (6) Thick with 2-3/4" (7) formed edges	
Skid Shoe Construction (mm)	3/8" (10) Thick with a formed bevel to prevent gouging	
Cutting Edges (cm)	Four 1/2" x 6" (1.3x15.2) high-carbon, heat-treated blades that are reversible and replaceable	
Cutting Edge Adjustment (cm)	Variable vertical adjustment from level grade to 1-1/2" (3.8) below grade	

TR SERIES TRENCHERS

Available for: SSV65 | SSV75 | SVL65 | SVL75 | SVL97

DIRTWORKING



KEY FEATURES

- Adjustable spoil auger
- Manual or hydraulic sideshift
- 6", 8", 10" Width chain options
- 4 teeth configurations
- Patented depth gauge

Used by rental yards, contractors, and developers to dig trenches for water, electrical, drainage, or footings in many different soil conditions.



Heavy frame construction stands up to everyday rugged use.



Machined and enclosed front bearings are protected against dirt and offer extended life.

		TR48	TR60
Weight w/2 Pitch Cup Chain & Hydraulic Side Shift (kg)		1,236 lbs (560.6)	1,300 lbs (589.7)
Overall Length (m)		90.5" (2.30)	102.5" (2.60)
Standard Boom Length (m)		65.5" (1.66)	77.5" (1.97)
Digging Depth at 60° (m)		4' (1.22 m)	5' (1.52 m)
Overall Width (m)		64" (1.63)	
Auger Diameter (cm)		15.5" (39.4)	
Side Shift Options (cm)		Side Shifts from center to 22" (55.9) right of center	
Side Shift Travel (cm)		22" (55.9")	
Trenching Widths Available (cm)		6", 8", 10" (15.2, 20.3, 25.4)	
Hydraulic Motor Flow Requirements	Low Flow (lpm) High Flow (lpm)	12-24 gpm (45.4 - 90.8) 24-40 gpm (90.8 - 151.4)	
Chain Speed (Depending on Skid Steer Flow & Pressure Ratings)	Low Flow (m/min) High Flow (m/min)	227-366 fpm (69-112) 221-373 fpm (67-114)	
Motor Case Drain		Standard	
Motor		Reversible	
Chain Tightener		Grease cylinder	
Crumber Shoe		Floating	
Patented Depth Indicator		Standard (Viewable from operator seat)	
Roller Guide Bearings at Boom Head		Self-contained, ball bearings with triple-lip seals & metal shroud covers	
Drive Bearings Between Motor & Drive Sprocket		Self-contained, single & double row ball bearings with extra heavy duty seals	
Chain Options - Numerous		Cup teeth on 2 or 4 pitch, scorpion w/cup teeth, or alligator w/cup teeth	
Frame Construction (mm)		Heavy-duty 5/16" (8) thick w/ 3/4" (19) reinforced bar around three sides of the bottom lock pin slots	
Trencher Chain (cm/kg)		2.00" (5.1) pitch. 50,000 lb (22,679.6) tensile strength anti-flex	

DZ30 SERIES 6-WAY DOZER BLADES

Available for: SSV65 | SSV75 | SVL65 | SVL75 | SVL97

DIRTWORKING





KEY FEATURES

- 3/8" Moldboard w/full boxed bracing
- 3/4" x 8" Reversible cutting edge - 3 piece design
- 3" Pivot pins
- 3-1/2" x 8" Welded cylinders
- 1/2" x 4" Full length wear bar

This heavy-duty Dozer Blade is well-suited for contractors or landowners who are preparing rough grade, moving material around the job site, pushing silage or manure, or cutting or clearing ditches, as well as moving snow.



Hydraulic adjustment provides for quick and easy blade positioning and adjusts 6-ways to meet operator needs.

The bubble gauge helps the operator level the blade to ensure a level cut.



		DZ3084	DZ096
Working Width	Straight Across (m)	84" (2.13)	96" (2.4)
	At 30º Angle (m)	72-3/4" (1.85)	83-1/4" (2.1)
Weight (kg)		1,345 lbs (610)	1,440 lbs (653)
6-Way Blade Adjustment		Top of hitch plate tilts forward or backward. Blade angles left or right. Blade tilts clockwise or counterclockwise.	
Max. Blade Angle		30º Left and 30º Right	
Max. Blade Tilt		10º Clockwise and counterclockwise	
Cylinder Size (cm)		3-1/2" (8.9) Bore x 8" (20) stroke	
Max. Hydraulic Pressure (MPa)		3,500 psi (24.13)	
Moldboard Thickness (mm)		3/8" (10)	
Moldboard Height (cm)		26-1/2" (67.3)	
Pivot Bushings		Replaceable and greaseable, hardened spring bushings	
Pivot Pin Sizes		Angle pin: 3" x 11"-5/8" lg. Pivot pin: 3" x 2-13/16" lg.	
Cutting Edges (cm)	End (cm)	3/4" x 8" x 8-1/2" (1.9x20.3x21.6)	
	Center (cm)	3/4" x 8" x 66" (1.9 x20.3x1.68)	3/4" x 8" x 78" (1.9 x20.3x1.98)
Wear Edge (cm)		1/2" x 4" x 84" (1.3x10.2x2.13)	1/2" x 4" x 96" (1.3x10.2x2.4)

PC SERIES PLATE COMPACTORS

Available for: U35 | U48 | U55 | KX030 | KX033 | KX040 | KX057 | KX080

DIRTWORKING



KEY FEATURES

- Matched to 3-ton through 8-ton excavators
- PC400: 14 gpm; 4,000 lbs. impulse force
- PC700: 18 gpm; 6,400 lbs. impulse force
- PC1000: 18 gpm; 8,000 lbs. impulse force
- Four-function valve controls flow, pressure, regeneration, and oil flow direction
- Sealed bearings for maintenance-free lubrication

Ideal for trench, slope, and excavation compaction and well-suited for driving beams, pilings, pipe, guardrail posts, and seawalls.

	PC400	PC700	PC1000
Std. Working Weight - lbs (kg)	500 (227)	750 (340)	1120 (508)
Impulse Force lbf (N)	4000 (17,793)	6400 (28,470)	8000 (35,586)
Cycles		2000 rpm	
Motor Oil Flow - gal/min (l/min)	14 (53)	18 (68)	18 (68)
Max. Motor Operating Pressure - psi (bar)	2,495 (172)	2,000 (138)	2,000 (138)
Oil Pressure at no load - psi (bar)		290-510 (20-35)	
Compact Plate Size (cm)	13" x 25" (33 x 64)	18" x 27" (46 x 69)	24" x 28" (61 x 71)
Compaction Area - ft² (m²)	2.3 (.21)	3.4 (0.3)	4.7 (.43)
Excavator Weight Range - ton (metric ton)	1.5-6 (1.6-5.4)	4-10 (3.6-9)	7-15 (6-14)



Excavator QA and pin grabber mounts are available to match Kubota excavators.



These hydraulically operated vibratory compactors feature 2,000 cycles and use an eccentric, rotating weight that creates the impulse energy.

TH35 SERIES TILT HITCH

Available for: SSV65 | SSV75 | SVL65 | SVL75 | SVL97

HITCHES

KEY FEATURES

- 20° Tilt in either direction
- Angle gauge and level - standard
- Nylon slide pads

Tilts buckets and other attachments to help contractors and landscapers with grading and leveling.



The TH35 tilts buckets and other attachments 20° in either direction to help with grading and leveling.

Angle gauge helps the operator set to desired angle, and the bubble level helps get attachment level.





The TH35 is intended for use with buckets, blades, and other ground-engaging attachments.

	TH35
Weight (kg)	360 lbs (163)
Overall Height (cm)	27" (68.6)
Overall Width (m)	51" (1.29)
Overall Length (cm)	8" (20.3)
Tilt Capacity	20° in each direction
Tilt Cylinder (cm)	2.5" x 5" x 1.25", 3500 psi (6.4x12.7x3.2, 24.1 mPa)
Angle Gauge	Standard
Bubble Level	Standard
Flat Face Couplers	Standard

SH35 SERIES SKID HITCH

Available for: SSV65 | SSV75 | SVL65 | SVL75 | SVL97

HITCHES

KEY FEATURES

- Fits Cat. 1 or 2 tractor implements
- Adjustable top hook
- Universal skid plate
- Built in 2" receiver hitch
- Automatic locking

Quickly and easily attach to Cat. 1 or 2 implements that are not PTO-driven, such as box scrapers, landscape rakes, and soil pulverizers, for use as front-mounted implements. Add a ball hitch for quickly moving trailers.



The automatic lock on lower 3-point arms allows driver to stay in the seat when hooking up to an implement.

Adjustable top hook helps match up to implement.



The built-in 2" receiver hitch enables the SH35 to be used to pull an implement or trailer with a ball hitch.

	SH35
Hitch	Standard category 1 & 2, 3-point with adjustable top hitch
Weight (kg)	225 lbs (102.1)
Overall Width (m)	46-7/8" (1.19)
Height (cm)	25" (63.5)
Length (cm)	15-1/2" (39.4)
Lower 3-Point	Automatic Lock
Max. Lift Capacity (kg)	2,800 lbs (1270) at 24" (61) from implements; lower hitch pins

SGC20 SERIES CLAW GRAPPLES

Available for: SSV65 | SSV75 | SVL65 | SVL75 | SVL97

MATERIAL HANDLING



KEY FEATURES

- 6" Teeth spacing
- 1/2" Tooth thickness
- High tensile AR400 steel
- 6" x 6" Frame tube

Claw Grapples make quick work of large jobs, and can be used to rake, dig, and move rocks, trees, brush, and construction debris without picking up dirt.





Dual hydraulic cylinders allow upper jaw to grip the material better.



Large 1-1/4" diameter pivot pins provide extra strength.

	SGC2072	SGC2084
Weight (kg)	895 lbs (406)	999 lbs (453)
Width (m)	74-1/2" (1.89)	86-1/2" (2.2)
Number of Teeth	12 Bottom, 11 Top	14 Bottom, 13 Top
Teeth Spacing (cm)	6" (15.24)	
Tooth Thickness (mm)	1/2" (12.7)	
Working Length of Teeth (cm)	14-3/4" (37.47)	
Hydraulic Cylinder (cm)	3" x 10" x 1-1/4" (7.62 x 25.4 x 3.175) Rod	
Max. Pressure Rating	3500 psi	

RG30 SERIES ROOT GRAPPLES

Available for: SSV65 | SSV75 | SVL65 | SVL75 | SVL97

MATERIAL HANDLING



KEY FEATURES

- Gusseted ½" frame tines
- ¾" Thick grapple tines
- Greaseable pivot points
- Wide tine spacing
- Zinc-plated steel hydraulic lines

Farmers, landscapers, and construction crews are able to pick up large debris while separating out dirt and other small material. Excellent tool for nurseries, tree services, and rental fleets.





Upswept tine tips prevent gouging or hanging up on wire or cables.

Two independent upper grapple jaws secure uneven loads.



	RG3068	RG3074	RG3080
Weight (w/o Shields) (kg)	931 lbs (422.2)	947 lbs (429.5)	1,043 lbs (473.1)
Width (m)	68" (1.73)	74" (4.78)	80" (2.03)
Closed Height (cm)	35-1/2" (90.2)		
Grapple Opening (m)	39-1/2" (1)		
Hitch Type	Universal Quick-Attach		
Lower Tooth Thickness (mm)	1/2" (13)		
Upper Tooth Thickness (mm)	3/4" (19)		
Upper Jaw Pivot Pins (mm)	Greaseable 1-1/4" (32) Pivot Pins		
Hydraulic Cylinder Pivot Pins (mm)	Greaseable 1" (25) Pivot Pins		
Hydraulic Cylinders	(2) 2-1/2" x 8" x 1-1/4" Rod		

SGR/SRB15 SERIES ROCK GRAPPLES/BUCKETS

Available for: SSV65 | SSV75 | SVL65 | SVL75 | SVL97

MATERIAL HANDLING



KEY FEATURES

- 3" Teeth spacing
- 3/8" Tooth thickness
- 37" Jaw opening
- Independent grapples

The SGR15 Rock Grapple allows small rocks, soil, and debris to be sifted, leaving the larger material locked in its jaw. The SRB15 Rock Bucket is designed to do the dirty work, moving volumes of material quickly and efficiently.





Grade 80 steel tine material with front gusseted tine tips.



Deep dish side panel design.



Two cylinder independent grapples help secure uneven loads.

	SGR1566	SGR1572	SGR1578	SRB1566	SRB1572	SRB1578
Weight (kg)	855 lbs (388)	904 lbs (410)	938 lbs (425)	509 lbs (231)	551 lbs (250)	592 lbs (269)
Width (cm)	66-3/4" (170)	72-3/4" (184.8)	78-3/4" (200)	66-3/4" (169.5)	72-3/4" (185)	78-3/4" (200)
Height (cm)	30" (76.2) Closed			21-1/2" (54.51)		
Number of Teeth	21	23	25	21	23	25
Tooth Spacing (cm)	3" (7.62)			3" (7.62)		
Tooth Thickness (mm)	3/8" (9.5)			3/8" (9.5)		
Working Length of Teeth (cm)	37-3/4" (95.9)			39" (99.06)		
Hydraulic Cylinder (cm)	2" x 8" x 1-1/4" (5.08 x 20.32 x 3.175) Rod			N/A		
Max. Pressure Rating	3500 psi			N/A		

HD SERIES BUCKETS

Available for*: SSV65 | SSV75 | SVL65 | SVL75 | SVL97

MATERIAL HANDLING



KEY FEATURES

***HD AVAILABLE FOR: SSV65 / SSV75 / SVL65-2 / SVL75-3 / SVL97-2**
***HD80 HC AVAILABLE FOR: SVL97-2**

- Available with standard floor or long floor
- Available with weld-on teeth or bolt-on edge
- 3/16" Shell on heavy-duty
- Standard side cutters

Replacement buckets for Kubota SSVs and SVLs are built to OEM specifications. Heavy-duty models are available with or without teeth and have side cutters as a standard feature.





	HD Buckets
Width (m)	66" (1.67), 68" (1.72), 74" (1.87), 80" (2.03)
Profile	Low profile
Shell (mm)	3/16" (4.76)
Floor	
Optional Weld-on Teeth or Bolt-on Edge	66 & 68: 7 Teeth 74: 8 Teeth 80: 9 Teeth
Struck Capacity (m^3)	66: 9.93 ft^3 (.28) Std, 12.02 ft^3 (.34) Long 68: 10.24 ft^3 (.29) Std, 12.39 ft^3 (.35) Long 74: 11.13 ft^3 (.315) Std, 13.5 ft^3 (.38) Long 80: 12.01 ft^3 (.34) Std, 14.53 ft^3 (.41) Long 80: High Capacity: 18.41 ft^3 (.52)
Heaped Capacity (m^3)	66: 14.03 ft^3 (.39) Std, 17.45 ft^3 (.49) Long 68: 14.51 ft^3 (.41) Std, 18.01 ft^3 (.51) Long 74: 15.84 ft^3 (.44) Std, 19.67 ft^3 (.556) Long 80: 16.86 ft^3 (.47) Std, 20.84 ft^3 (.59) Long 80: High Capacity: 24.97 ft^3 (.7) Long

CB25/35 SERIES COMBINATION BUCKETS

Available for: SSV65 | SSV75 | SVL65 | SVL75 | SVL97

MATERIAL HANDLING



KEY FEATURES

- 4-in-1 Design: bucket, scraper, grapple, and dozer
- Dual cutting edge on jaw
- Bolt-on edge on back blade
- Cylinder protection
- Struck cap. 10–17 cu. ft.; Heaped cap. 15–24 cu. ft.

Dirt and concrete contractors, landscapers, and farmers get the versatility of a grapple, dozer blade, bucket, and back scraper, all in one tool with the CB25 & CB35.



Various sizes of objects can be held securely in the serrated interlocking grapple teeth.



Four functions in one unique attachment allow you to use it as a bucket, scraper, grapple and dozer.



		CB2568		CB2574		CB2580	
Hitch Type		Universal Quick-Attach					
Weights - lbs (kb)	Without Teeth With Teeth	1,006 (456) 963 (436)		1,054 (478) 1,018 (462)		1,146 (520) 1,089 (494)	
Overall Width (m)		71" (1.8)		77" (1.96)		83" (2.1)	
Clamshell Opening (cm)		33" (83.8)					
Bucket Capacity ft³ (m³)	With & Without Spill Guard	With	W/O	With	W/O	With	W/O
	Struck Full Heaped Full	13.45 (.38) 18.45 (.52)	10.09 (.28) 15.20 (.43)	14.65 (.41) 20.14 (.57)	10.99 (.31) 16.61 (.47)	15.86 (.44) 21.83 (.61)	11.89 (.33) 18.01 (.51)
Hydraulic Cylinder Pins (cm)		1" (2.5) Diameter greaseable rod pivot pins					
Jaw Pivot Pins (cm)		1-1/4" (3.2) Diameter greaseable pivot pins					
Hydraulic Cylinder (cm)		2.5" x 8" x 1-1/4" (6.4x20.3x3.2) Rod					
Max. Hydraulic Pressure (MPa)		3500 psi (24.1)					

		CB3574		CB3580		CB3584	
Hitch Type		Universal Quick-Attach					
Weights lbs (kg)	Without Teeth With Teeth	1,095 (497) 1,040 (472)		1,165 (528) 1,105 (502)		1,225 (556) 1,160 (526)	
Overall Width (m)		76-1/4" (1.94)		82-1/4" (2.09)		86-1/4" (2.19)	
Clamshell Opening (cm)		33" (83.8)					
Bucket Capacity ft³ (m³)	With & Without Spill Guard	With	W/O	With	W/O	With	W/O
	Struck Full Heaped Full	14.75 (.42) 20.5 (.58)	9.75 (.28) 14.5 (.41)	16 (.45) 22.33 (.63)	10.5 (.3) 15.75 (.45)	16.75 (.47) 23.5 (.67)	11 (.31) 16.5 (.47)
Hydraulic Cylinder Pins (cm)		1-1/4" (3.2) Diameter greaseable rod pivot pins					
Jaw Pivot Pins (cm)		1-1/4" (3.2) Diameter greaseable pivot pins					
Hydraulic Cylinder (cm)		2-1/2" x 8" x 1-1/2" (6.4x20.3x3.8) Rod					
Max. Hydraulic Pressure (MPa)		3550 psi (24.5)					

GB30 SERIES SCRAP GRAPPLE BUCKETS

Available for: SSV65 | SSV75 | SVL65 | SVL75 | SVL97

MATERIAL HANDLING



KEY FEATURES

- ¼" Shell material
- ½" End panels
- Five wear bars on bottom
- ¾" Grapple tines
- Zinc-plated steel hydraulic lines

The GB30 is a must-have tool for demolition operations, recycling plants, salvage yards, and rental companies. It moves sharp, jagged, and bulky debris with ease.



Optional bolt-on cutting edge is reversible to extend the life of the blade and replaceable to extend the life of the GB30 and its weld-on cutting edge.

Two independent upper grapple jaws help secure uneven loads.





	GB3068	GB3074	GB3080
Weight (w/o Shields & Optional Cutting Edge) (kg)	969 lbs (440)	1,007 lbs (457)	1,074 lbs (487)
Width (m)	69" (1.75)	75" (1.91)	81" (2.06)
Closed Height (cm)	33" (83.8)		
Grapple Jaw Opening (m)	40-1/2" (1.03)		
Bucket Floor Thickness (mm)	1/4" (6)		
Bucket Side Wall Thickness (mm)	1/2" (13)		
Bucket Cutting Edge Thickness (mm)	3/4" (19)	3/4" (19)	1" (25)
Working Depth of Bucket (m)	37-1/2" (.95)		
Number of Upper Grapple Jaws	2		
Upper Grapple Tooth Thickness (mm)	3/4" (19)		
Upper Grapple Jaw Pivot Pins (mm)	Greaseable 1-1/4" (2.5) pivot pins		
Hydraulic Cylinders (cm)	(2) 2-1/2" x 8" x 1-1/4" (6.4x20.3x3.2) Rod		
Hydraulic Cylinder Pivot Pins (cm)	Greaseable 1" (2.54) pivot pins		

LM25 SERIES LIGHT MATERIAL/SNOW BUCKETS

Available for: SSV65 | SSV75 | SVL65 | SVL75 | SVL97

MATERIAL HANDLING



KEY FEATURES

- See through backplate for visibility
- Optional bolt-on cutting edge
- Heavy-duty construction
- Inside bend gussets

Great for moving large volumes of loose material, including snow, and for cleaning bedding and manure removal in stalls or barns on the farm or at event facilities.



See through backplate provides increased visibility from the operator seat.



Optional bolt-on cutting edge is reversible and replaceable to extend the life of the blade.



	LM2584	LM2596	LM25108
Weight (w/o Optional Cutting Edge) (kg)	719 lbs (326)	793 lbs (360)	869 lbs (394)
Struck Capacity (m^3)	30.9 ft^3 (.87)	35.4 ft^3 (1)	40.4 ft^3 (1.14)
Heap Capacity (m^3)	39.62 ft^3 (1.12)	45.64 ft^3 (1.29)	51.6 ft^3 (1.46)
Overall Width (m)	85" (2.16)	97" (2.46)	109" (2.77)
Overall Height (cm)	33-1/4" (83.8)		
Bucket Floor Thickness (mm)	3/16" (5)		
Bucket Side Wall Thickness (mm)	1/4" (6)		
Bucket Cutting Edge Thickness (mm)	3/4" (19)		
Working Depth of Bucket (m)	41-1/4" (1.05)		
Optional Bolt-On Cutting Edge	Reversible and replaceable		

UB25 SERIES UTILITY BUCKETS

Available for: SSV65 | SSV75 | SVL65 | SVL75 | SVL97

MATERIAL HANDLING



KEY FEATURES

- Replaceable pin-on tooth tips
- Angled bottom to aide in leverage
- Top tapered ripper teeth in sidewall
- Hardened cutting edge

This construction-grade Utility Bucket acts as a shovel-like attachment for stump and small tree removal, relocating landscaping rocks or boulders, and light trenching.



Hardened cutting edge with continuous weld adds strength to the bucket and stands up to high wear.

Replaceable pin-on tooth tips can be easily replaced as they wear or break.

Top tapered ripper teeth in sidewall help cut through roots.





Three weld-on cast steel skid steps make entering and exiting the power machine safer.

	UB25
Max. Horsepower (kW)	100 HP (76.6)
Weight (kg)	424 lbs (192)
Hitch Type	Universal Quick-Attach
Skid Resistance Step Plates (cm)	Three, 3" x 7-1/2" (8x19) weld-on cast steel step plates
No. of Replaceable Pin-on Teeth	3
Pin-on Tooth Construction	Cast iron tooth attaches to a welded on cast steel base with a tooth locking pin
Bottom Plate Construction (mm)	Continuous welded 1/2" (13) steel
Front Cutting Edge Construction (cm)	Continuous welded 3/4" x 6" x 16" (2x15x41) high carbon steel
Bucket Capacity (m^3)	4.5 ft^3 (.13)

SSG20 SERIES STUMP GRINDER

Available for: SCL1000 | U27 | U35 | U48 | U55 | KX030 | KX033 | KX040 | KX057
SSV65 | SSV75 Std Flow only **| SVL75** Std Flow only

MATERIAL HANDLING



KEY FEATURES

- 8-21 gpm
- Fits Compact Loaders, Skid Steers, Compact Excavators
- Optional mounts
- 24" Cutting wheel
- Direct drive
- 15 Wearsharp® teeth

Versatility is the name of the game for the SSG20 Stump Grinder. With a variety of mounts and hose options available, the SSG20 fits compact loaders, skid steers, and compact excavators.



Skid steer mount



Excavator mount



SCL mount

	SSG2024
Hitch Type	Universal Quick-Attach Excavator mount & bolt-on options Compact Utility Loader CII Mount
Overall Width (cm)	40" (102)
Overall Height (cm)	32" (81)
Weight - lbs (kg)	279 (127)
Mount Weight - lbs (kg)	Skid Steer mount: 168 (76) Excavator mount: 86 (39) CII mount: 83 (38)
Hydraulic Requirements (Lpm)	8 to 21 gpm (30.3-79)
Cutting Wheel Diameter (cm)	21" (53)
Cutting Wheel Thickness (mm)	0.625" (16)
Cut Diameter (cm)	24" (61)
Max. Cutting Depth Below Ground (cm)	10" (25)
Cutting Components	(15) Wearsharp® carbide teeth (12) Bent tooth holders (3) Straight tooth holders
Cutting Wheel Rotation	Clockwise (when viewed from attachment's extension spring side)
Cutting Direction	Forward cutting only
Max. Pressure Rating (mPa)	3500 psi (24.1)
Hydraulic Couplers	Quick connect couplers (flat-face)

SSG25 SERIES STUMP GRINDER

Available for: SSV65 | SSV75 | SVL65 | SVL75 | SVL97

MATERIAL HANDLING





KEY FEATURES

- Maximum cutting arc of 55°
- Hydraulic motor with electric over hydraulics
- Depth of 8" below ground
- 1/2" by 20" diameter wheel with carbide teeth

A great choice for contractors, landscapers, and forestry departments, the SSG25 turns large stumps into small chips.



Discharge deflector pivots up while the cutting wheel is digging into the ground. The high speed cutting wheel cuts fast with less vibration.

Replaceable carbide cutting teeth offer extra long life and are easy to replace.



		SSG2524
Hitch Type		Universal Quick-Attach
Overall Mounting Width (m)		48" (1.22)
Overall Length (m)		60" (1.52)
Weight (kg)		540 lbs (244.9)
Main Frame (mm)		6" x 6" x 1/4" (152 x 152 x 6) Tube
Drive and Control System		Hydraulic motor with electric over hydraulic
Hydraulic Requirements (Lpm)		17 to 32 gpm (64.4-121.1)
Articulate Cylinder (cm)		3" x 6" (7.6x15.2) stroke with 1-1/4" (3.2) rod diameter
Tilt Cylinder (cm)		3" x 6" (7.6x15.2) stroke with 1-1/4" (3.2) rod diameter
Number of Cutting Teeth	**Straight**	8 Replaceable carbide teeth
	Left-Hand	12 Replaceable carbide teeth
	Right-Hand	12 Replaceable carbide teeth
Cutting Wheel Speed		470 rpm @ 17 gpm; 875 rpm @ 32 gpm
Cutting Arc		55°
Max. Cutting Depth Below Ground (cm)		8" (20.3)
Outside Cutting Wheel Diameter (cm)		23-3/4" (60.3)
Cutting Wheel Thickness (mm)		1/2" (13)
Max. Pressure Rating (mPa)		3500 psi (24.1)

PFL56 SERIES PALLET FORKS

Available for: SSV65 | SSV75 | SVL65 | SVL75 | SVL97

MATERIAL HANDLING



KEY FEATURES

- PFL56: 48", 60"
- Forks adjust to 4" spacing
- Spring loaded toggle fork position lock
- Wide frame with step
- Removeable top center bracket

Useful for landscaping, farming, ranching, construction, nurseries, campuses, theme parks, salvage operations, warehouses, lumber yards, retail outlets, and more.



Forks slide easily on carrying bars from one position to another. Locking handle secures forks in position.



Top center bracket can be removed or lowered if an opening is needed for accessing the skid steer cab.



Tall rear guard keeps loads from slipping backwards.

	PFL5648	PFL5660
Side Step	Yes	Yes
Weight (kg)	436 lbs (197.8)	482 lbs (218.6)
Lift Capacity (kg)	5,500 lbs (2494.8)	
Class	II	
Frame Width (m)	45-7/8" (1.17)	
Frame Height (m)	40" (1.02)	
Tine Thickness (cm)	1-3/4" (4.4)	
Tine Width (cm)	4" (10.2)	
Tine Length (m)	48" (1.22)	60" (1.52)

AB SERIES ANGLE BROOMS

Available for: SSV65 | SSV75 | SVL65 | SVL75 | SVL97

MATERIAL HANDLING



KEY FEATURES

- 32" Brush diameter
- Replaceable hex drive system
- Poly, wire, or combination bristles
- Optional dust suppression system with 25 gallon tank

Angle Brooms are ideal for construction site cleanup, road maintenance, light snow removal on paved surfaces, and cart path maintenance.



Optional rubber dust deflector flap helps keep dust levels under control and out of the operator's field of vision. Optional marker indicators aid operator in knowing exact position of extreme left and right edges of the unit for safer and unencumbered operation.



Choice of hydraulic or manual angling; high or standard flow hydraulic options are offered to ensure that cylinder travel response is safe and appropriately matched to output flow of the tractor.

		AB72	AB84
Weight (kg) w/High Flow Set-up, Hydraulic Angling Jack & Combination Broom		854 lbs (387)	930 lbs (422)
Overall Width (m)		81-1/2" (2.07)	93-1/2" (2.37)
Overall Height (cm)		33" (83.8)	33" (83.8)
Wafers		2 Straight Poly Wafers 34 Convoluted Wafers	2 Straight Poly Wafers 40 Convoluted Wafer
Sweeping Width (m)		72" (1.83)	84" (2.13)
Sweeping Width @ 30° Max. Angle (m)		65" (1.65)	76" (1.93)
Max. Angle		Manual angling: 30° left or right Optional Hydraulic Angling: 30° left or right	
Brush Diameter (m)		32" (81.3)	
Brush Rotor Shaft		Quick change broom core with no hydraulic breakage in changeover	
Brush Bristle Type		100% Poly or 100% Metallic or 50% Poly and 50% Metallic	
Float Control		Spring loaded with adjustable down pressure & stops	
Hydraulic gpm Range (lpm)		12-30 gpm (45.4-113.6)	
Motor Rated Hydraulic Flow	18 gpm & Below (lpm)	18 gpm (68.1) @ 220 rpm brush speed "High Flow" option not available	
	24 gpm & Above (lpm)	25 gpm (94.6) @ 230 rpm brush speed "High Flow" option available for units capable of producing flows above 25 gpm (94.6 lpm). This option protects the hydraulic motor by diverting excess flow back to the tank.	
Brush Speed Range		100-230 rpm	

HB SERIES HOPPER BROOMS

Available for: SSV65 | SSV75 | SVL65 | SVL75 | SVL97

MATERIAL HANDLING



KEY FEATURES

- Heavy-duty bucket design - 3/16" shell
- Bucket tapered front to back to hold material in
- 26" Replaceable brush
- Tool-less height adjustment
- Heavy-duty metal top with bump protection

This large, tapered, heavy-duty collection bucket offers multiple broom configurations making it the perfect construction site clean-up tool for contractors & rental yards.



The optional gutter broom adds 12" to the cleaning width and makes it easier to clean curbs and alongside buildings. Broom height is adjusted with a simple pin - no tools needed.

The heavy-duty bucket offers a 3/16" shell, and is tapered front to back to help hold in material. The heavy-duty metal top offers bump protection to take on the day-to-day use of construction sites. Optional dust suppression kit is available.



		HB74	HB84
Weight of Base Unit w/Brush (kg)		1,252 lbs (568)	1,369 lbs (621)
Optional Weights	Gutter Broom (kg)	101 lbs (46)	101 lbs (46)
	Dust Suppression (kg)	194 lbs (88)	206 lbs (93)
	Dust Supression w/ Gutter Broom (kg)	197 lbs (86)	210 lbs (95)
Overall Width (m)		82" (2.08)	92" (2.34)
Overall Height (m)		46" (1.17)	46" (1.17)
Wafers	Poly Broom Wire Broom Combination Broom	36 Poly Wafers 36 Wire Wafers 18 Poly & 18 Wire Wafers	41 Poly Wafers 41 Wire Wafers 21 Poly & 20 Wire Wafers
Sweeping Width (m)		74" (1.88)	84" (2.13)
Sweeping Width w/ Gutter Broom (m)		86" (2.18)	96" (2.44)
Broom Diameter (cm)		26" (66)	
Broom Rotor Shaft	w/o Gutter Broom w/ Gutter Broom	Quick change broom core with no hydraulic hose disconnect in changeover. Quick change broom core with return to sump hydraulic hose disconnect only.	
Hydraulic gpm Range (lpm)		12-25 gpm (45-95)	
Min. Hydraulic Flow Required (lpm/mPa)		12 gpm (45) @ 2000 psi (13.8)	
Max. Hydraulic Flow Required (lpm/mPa)		12 gpm (45) @ 2000 psi (13.8)	
Max. Hydraulic Pressure Rating (mPa)		3500 psi (24.1)	
Broom Speed Range		100-230 rpm	
Hydraulic Rotor Drive Motor		Single motor drive standard	
Bucket Shell Thickness (mm)		3/16" (4.8)	
Bolt-on Cutting Edge (cm)		Standard 5/8" x 8" (1.6x20.3)	
Broom Hood Thickness (mm)		12 ga. Sheet metal (2.6)	
Optional Water Tank Capacity (L)		25 gal. (95)	

LB60 SERIES LOADER BOOM

Available for: SSV65 | SSV75 | SVL65 | SVL75 | SVL97

MATERIAL HANDLING



KEY FEATURES

- 6" x 6" Tube construction
- Two 1" lifting lugs
- Stabilizer chain connections in side plates

Provides a stable lifting platform for placing and removing concrete forms, moving large objects, and transplanting trees and shrubs. The 68" height provides extended reach for loading trailers.



Side plate with holes and slots enable the use of chain or straps for stabilizing.

Secondary lift lug added in the middle of the boom increases lifting capabilities when boom is angled forward.





Reinforced mast provides extra strength.

	LB60
Lift Capacity (kg)	6,000 lbs (2722)
Weight (kg)	384 lbs (174)
Frame Width (cm)	45" (1.14)
Frame Height (m)	68" (1.73)
Lift Lugs (cm)	Two lugs, 1" (2.5) Plate
Lift Lug Hole Diameter (cm)	For up to 1" (2.5) shackle pins
Side Plate (mm)	Slot for 5/16" (8) chain and 3" (76) hole for other chains or straps
Mast (cm)	6" x 6" (15.2x15.2) Tube
Reinforced Mast (mm)	1/4" (6) Plate

STP15/25 SERIES TREE/POST PULLERS

STP15 Available for: SSV65 **STP25** Available for: SSV65 | SSV75 | SVL65 | SVL75 MATERIAL HANDLING



KEY FEATURES

- 10" Jaw opening
- Laser cut saw tooth design
- Interlocking teeth on the jaws
- 3" x 3-1/2" Square tubing frame

The STP15 is great for property owners and small landscapers for removing shrubs, saplings, and small trees; pulling them from the ground, roots and all. The STP25 is heavier duty and ideal for farmers/ranchers, fence builders, and landscapers for removing trees up to 10" in diameter.



Optional push bar keeps limbs away from the cab to protect the operator (STP25 only).



Angled jaw tips aide in digging roots and loosening soil around the base of trees.



Fittings and hydraulic hoses are protected at the hydraulic cylinder with a durable steel guard.

		STP15	STP25
Weight (kg)		228 lbs (103.4)	316 lbs (143.3) without push bar
Jaw Opening (cm)		10" (25.4) Max.	
Jaw Construction	Teeth (cm)	Laser cut from 5/8" (1.6) steel x 16" (40.6) long	Laser cut from 3/4" (1.9) high strength steel
	Tips	Angled for digging	
Jaw Pivot Pin (cm)		Greaseable pin constructed of solid 2-1/2" (6.4) diameter steel	Greaseable pin constructed of solid 1-1/4" (3.175) diameter steel
Hydraulic Cylinder (cm)		2" x 8" 1-1/8" (5.1x20.3x2.9) Welded hydraulic cylinder	
Hydraulic Cylinder Pivot Pins		Greaseable	
Cylinder Guards (cm)		3/16" (5) Welded steel plate	
Max. Pressure Rating (mPa)		3500 psi (24.1)	

KXB SERIES BREAKERS

Available for: SSV65 | SSV75 | SVL65 | SVL75 | SVL97 DEMOLITION

KX018 | KX030 | KX033 | KX040 | KX057 | KX080 | U17 | U27 | U35 | U48 | U55



KEY FEATURES

- Multiple tool options
- Wear resistant steel housing
- Replaceable seal and bushing
- CBE Constant blow energy

Ideal for demolition of concrete and rock, and as a rental tool where optimum power and breaking efficiency is required. Six models are available to fit a variety of powered units.



Noise reducing design provides a lower operating noise level than most.



All hammers are shipped with a moil point and a chisel point tool and change out is quick & easy.

	KXB310	KXB360	KXB460
Frequency Range	1300-2500 bpm	1200-1600 bpm	1000-2000 bpm
Operating Weight (kg)	165 (75)	256 (116)	409 (186)
Oil Flow Range (lpm)	3.9-8.7 gpm (15-33)	5.3-12.7 gpm (20-48)	7.9-16.6 gpm (30-63)
Operating Pressure (bar)	1450-1740 psi (100-120)	1740-2030 psi (120-140)	
Pressure Relief Setting Min. (bar)	2170-2460 psi (150-170)	2460-2760 psi (170-190)	
Pressure Relief Setting Max. (bar)	-	3190 psi (220)	
Tool Shank Diameter (mm)	1.42" (36)	1.65" (42)	1.97" (50)

	KXB510	KXB560	KXB860
Frequency Range	600-1800 bpm	500-1700 bpm	500-1700 bpm
Operating Weight (kg)	610 (275)	820 (370)	1110 (505)
Oil Flow Range (lpm)	9.2-23.8 (35-90)	10.5-31.7 (40-120)	13.2-39.6 (50-150)
Operating Pressure (bar)	1300-2030 psi (90-140)		1450-2030 psi (100-140)
Pressure Relief Setting Min. (bar)	2030-2900 (140-200)	2030-2760 (140-190)	2180-2760 (150-190)
Pressure Relief Setting Max. (bar)	3190 (220)		
Tool Shank Diameter (mm)	2.83 (72)	3.15 (80)	3.54 (90)

CC30 SERIES CONCRETE CLAW

Available for: SSV65 | SSV75 | SVL65 | SVL75 | SVL97

DEMOLITION



KEY FEATURES

- 3/4" Side plates
- 1/2" Floor pan
- Long floor for more leverage
- 3 Replaceable teeth

Used for digging and removing large sections of concrete floors, driveways, sidewalks, and other large slabs. Simply slide the teeth under a concrete slab, lift up, and load the slab under the pin-under top for a clean, quick, easy, and efficient removal.



Easily replaceable digging teeth are mounted on a hardened front cutting edge with thick sides and a strong pin-under top. The design can withstand the forces required to pry and break appropriately sized concrete slabs loose from the ground.

The pinch point design in the back allows operators to wedge and load larger pieces of debris if needed.





	CC30
Maximum Horsepower (kW)	100 HP (77)
Weight (kg)	590 lbs (267)
Hitch Type	Universal Quick-Attach
Overall Working Width (cm)	25-1/2" (65)
Working Depth (cm)	48-3/4" (124)
Rear Opening (cm)	7-3/4" (20)
Number of Replaceable Pin-on Teeth	3
Pin-on Tooth Construction	Case iron tooth attaches to a welded on cast steel base with a tooth locking pin
Side Plate Construction (cm)	Continuous welded 3/4" (19) T1 steel
Bottom Plate Construction (mm)	Continuous welded 1/2" (13) steel
Front Cutting Edge Construction	Continuous welded 3/4" x 8" (19 mm x 20 cm) high carbon heat treated steel

CP30 SERIES COLD PLANERS

Available for: SSV65 | SSV75 | SVL65 | SVL75 | SVL97

DEMOLITION





KEY FEATURES

- Independent RH/LH skid shoe control
- Hydraulic tilt, depth, and sideshift integrated into multi-function grips of the SSV/SVL
- Optional water system
- Removable cutting teeth
- 3 Line set up (pressure, return, and case drain)

Road contractors, municipalities, and rental yards will find this tool ideal for milling asphalt, cutting utility trenches, and pothole/shoulder repairs.



The CP30 Series features a 6" cutting depth, 5/8" drum wall and 2-1/2" tooth standoff for efficient milling.

	CP3012LF	CP3016LF	CP3018	CP3024	CP3030	CP3040	CP3048
Cutting Width (cm)	12" (31)	16" (41)	18" (41)	24" (61)	30" (76)	40" (102)	48" (122)
Cutting Depth (cm)	0 - 5 (0 - 13)		0 - 6 (0 - 15)				
Weight (kg)	1190 lbs (540)	1360 lbs (617)	1635 lbs (741)	1805 lbs (819)	1895 lbs (860)	2215 lbs (1005)	2410 lbs (1093)
Number of Picks	30	38	40	50	60	76	90
Min. Hydraulic Flow (Lpm)	15 gpm (56.8)		24 gpm (91)	27 gpm (102)	30 gpm (114)		
Max. Hydraulic Flow (Lpm)	25 gpm (94.6)		42 gpm (159)				
Min. Pressure (MPa)	2,000 psi (1.38)		2,000 psi (1.72)		2,500 psi (1.72)	3,000 psi (2.07)	3,500 psi (2.41)
Max. Pressure (MPa)	3,500 psi (24)		5,000 psi (34)				
Tilt Capability	+/- 15°		+/- 15°	+/- 13°	+/- 10°	+/- 8°	+/- 6°
Sideshift Travel (cm)	26" (66)						
Wall Clearance (cm)	N/A		4" (10 cm)				

SW30 SERIES ROAD SAWS

Available for: SSV65 | SSV75 | SVL65 | SVL75 | SVL97

DEMOLITION



KEY FEATURES

- Hydraulic control of sideshift and depth
- Either 10" or 18" cutting depth
- 2.5" - 6" Cutting width

Well suited for road contractors, municipalities, and rental yards for cutting utility trenches in concrete or asphalt.



Hydraulic control of sideshift and depth functions are all integrated into the mutli-function grips of the SSV/SVL.



Our Road Saws utilize a ground-engaging frame, which provides accurate depth of cut and control.



Depth indicator makes it easy to know depth of cut being made.

	SW3010-2.5	SW3010-4.5	SW3018-3.0	SW3018-4.5	SW3018-6.0
Cutting Width (cm)	2-1/2" (6)	4-1/2" (11)	3" (8)	4-1/2" (11)	6" (15)
Cutting Depth (cm)	0" - 10" (0 - 25)		0" - 18" (0 - 46)		
Weight - lbs (kg)	1,323 (600)	1,360 (617)	1,916 (869)	1,970 (894)	2,031 (921)
Number of Picks	26	34	30	48	60
Min. Hydraulic Flow (Lpm)	30 gpm (113.5\)				
Max. Hydraulic Flow (Lpm)	42 gpm (159)				
Min. Pressure (MPa)	2,500 psi (17.2)				
Max. Pressure (MPa)	5,000 psi (34.4)				
Sideshift Travel (cm)	26" (66)				

TE35 SERIES TRIP EDGE BLADES

Available for: SSV65 | SSV75 | SVL65 | SVL75 | SVL97

SNOW TOOLS



KEY FEATURES

- 22° Oscillation of blade to follow contour of the surface
- 30° Angle right and left
- Heavy-duty tension springs
- Radiused blade rolls snow efficiently

The trip edge design of the TE35 eliminates damage to surfaces and to the machine while moving large amounts of snow down to the surface in a single pass. Ideal for snow contractors, municipalities, schools, and landscapers.



22° Blade oscillation helps the blade maintain contact while going over uneven surfaces.



Radiused blade rolls snow more efficiently, while providing 30° of angle.



Spring-loaded trip edge trips when contacting obstacles and resets once the obstruction passes.

		TE3596	TE35108
Skid Steer HP (kw)		60 HP - 100 HP (45)	
Working Width	Straight Across (m)	96" (2.44)	108" (2.74)
	At 30° Angle (m)	83" (2.11)	93" (2.36)
Weight w/o Options (kg)		1,114 lbs (505.3)	1,134 lbs (514.4)
Hitch Mounting Steps		Serrated	
Moldboard Construction (mm)		7 Ga. (4.6) Steel	
Moldboard Height (cm)		30" (76.2)	
Max. Pivot Angle		30° Left & 30° right	
Max. Float Angle		Floats on the skid shoes 5° clockwise and 5° counterclockwise	
Cutting Edge Options (cm)		5/8" (16 mm) x 8" (20.3) high carbon steel 1" (2.5 x 8" (20.3) ultra-high-molecular-weight polyethylene (UHMW) Cutting edges are reversible and replaceable	
Trip Edge Blade Protection		Adjustable spring-loaded, trip edge	
Trip Release Pressure (kg)		1,800 lbs (816)	
Skid Shoes (mm)		Adjustable, constructed of 5/8" (16) abrasion resistant steel	

SSP25 SERIES SNOW PUSHERS

Available for: SSV65 | SSV75 | SVL65 | SVL75 | SVL97

SNOW TOOLS



KEY FEATURES

- Adjustable rubber or steel cutting edge
- AR400 skid shoes
- Rubber pull back blade option
- Gusseted corners for strength

Push snow and slush straight ahead without leaving windrows and use the optional pull back blade to remove snow close to garage doors.



Choose from a rubber or steel cutting edge, both blades can be reversed.



Low profile exterior bracing on side panels and back for reinforcement.



Optional rubber pull back blade can be used to pull snow away from garage doors or buildings.

	SSP2596
Working Width (m)	96" (2.44)
Approx. Capacity (m^3)	64 ft^3 (1.81)
Weight w/Rubber Blade (kg)	844 lbs (382.8)
Horsepower Range (kW)	50-80 HP (37.3-59.7)
Lift Capacity of Carrier (kg)	5,000 lbs (2268) Max.
Operating Weight of Carrier (kg)	8,000 lbs (3628.7) Max.
Skid Shoes (mm)	AR400 1/2" x 4" (13x102)Reversible & replaceable
Moldboard Thickness (mm)	3/16" (5)
Side Panel Thickness (mm)	5/16" (8)
Snow Blades - Optional (cm)	1-1/2" x 8" (3.8x20.3)Rubber w/ adjusting slots. Reversible & replaceable blade
Steel Blades - Optional (mm)	1/2" x 6" (13x152)Reversible & replaceable blade
Pull Back - Optional (cm)	1-1/2" x 8" Rubber blade with adjusting slots Blade is reversible & replaceable

SBL25 SERIES SNOW BLOWERS

Available for: SSV65 | SSV75 | SVL65 | SVL75 | SVL97

SNOW TOOLS



KEY FEATURES

- 3/16" Side plate material
- 24" Diameter impeller; 4 Impeller blades
- 16" Diameter auger; 4 Auger paddles

The SBL25 Snow Blowers remove snow from parking lots, farm yards, feedlots, driveways, walking paths, and sidewalks in municipal and commercial applications.



Hydraulically operated chute rotation with sprocket drive allows operator to change direction of snow discharge from the seat.



With the patented Level Run Indicator, the operator can visually verify the snow blower is properly leveled before and during each use.

		SBL2566	SBL2574	SBL2584
General	Hydraulic Oil Requirements	12 - 19 GPM	12 - 19 GPM 27 - 33 GPM	27 - 33 GPM
	Max. Operating Pressure	3500 psi	3500 psi	3500 psi
	Operating weight	816 lbs	938 lbs	988 lbs
	Working Width	66"	74"	84"
	Working Height	27"		
	Overall Height with Chute Closed	60"		
	Overall Length	45.75"	45.75"	45.75"
Impeller	Impeller Diameter	24"		
	Impeller Width	8"		10"
	Number of Impeller Blades	4	4	4
Auger	Auger	Single		
	Auger Diameter	16"	16"	16"
Housing	Housing Thickness	10 Ga		
	Side Panel Thickness	3/16"		
	Impeller Housing Thickness			
Chute	Rotation of Chute	Hydraulic Motor		
	Deflector Adjustment	2 Piece Chute Hydraulic		
Cutting Edge	Replaceable and Reversible	Yes		
	Cutting Edge Material	Steel		
	Cutting Edge Dimension	1/2" x 6"		
Skid Shoes	Replaceable and Adjustable	Yes, 5 positions		
	Skid Show Material	Steel		

SBL30/35 SERIES SNOW BLOWERS

Available for SBL30: SSV65 | SSV75 | SVL65 | SVL75
SBL35: SVL97-2

SNOW TOOLS



KEY FEATURES

- 74" and 84" models
- SBL30: 17-23 gpm or 27-33 gpm
- SBL35: 34-41 gpm
- 16" Rotor
- 26" 5 blade impeller
- Adjustable skid shoes
- Fold over chute

The SBL30 & SBL35 will make quick work of the heaviest snow. A standard fold-over chute allows the operator to direct snow to a precise location, even directly next to the power unit.



26" Diameter impeller with 5 blades and 16" rotor



2 Styles of skid shoes to choose from



		SBL3074	SBL3084	SBL3584
General	Hydraulic Oil Requirements	7 - 23 GPM 27 - 33 GPM	17 - 23 GPM 27 - 33 GPM	34 - 41 GPM
	Max. Operating Pressure	3500 psi		
	Operating weight	737 lbs	791 lbs	1056 lbs
	Working Width	74"	84"	84"
	Overall Height with Chute Closed	69"		
	Overall Length	38 1/4"		
Impeller	Impeller Diameter	26 3/8"		
	Impeller Width	7"		
	Number of Impeller Blades	5		
Auger	Auger	Single		
	Auger Diameter	16"		
Housing	Housing Thickness	10 Ga.		
	Side Panel Thickness	1/4"		
Chute	Rotation of Chute	Hydraulic		
	Deflector Adjustment	Foldable Chute		
Cutting Edge	Replaceable and Reversible	Yes		
	Cutting Edge Material	Steel or Poly		
Skid Shoes	Replaceable and Adjustable	Yes		

K SERIES SNOW BLOWERS

Available for: SSV65 | SSV75 | SVL65 | SVL75 | SVL97-2

SNOW TOOLS



KEY FEATURES

- 66”, 76” and 84” models available
- 3 piece chute
- Reversible cutting edge
- Adjustable skid shoes
- Hydraulic operated chute
- Load sensing hydraulics

The snow blowers remove snow from parking lots,farm yards, feedlots, driveways, walking paths, and sidewalks in municipal and commercial applications.



		K66247HB	K76249HB	K76249HH	K842611HH
General	Hydraulic Oil Requirements	12 - 18 GPM	18 - 23 GPM	27 - 40 GPM	
	Max. Operating Pressure	3271 psi	3000 psi	3600 psi	
	Operating weight	767 lbs		1160 lbs	1644 lbs
	Working Width	66”	75 7/8”		84 1/2”
	Working Height	27”	27 1/2”		31 3/4”
	Overall Height with Chute Closed	52”	58 7/8”		61 1/4”
	Overall Length	39”	35 1/4”		46 7/8”
Impeller	Impeller Diameter	24”			26”
	Impeller Width	7”	9”		11”
	Number of Impeller Blades	4			
Auger	Auger	Single			
	Auger Diameter	15”		14 3/4”	20”
Housing	Housing Thickness	11 Ga.			
	Side Panel Thickness	3/16”			
	Impeller Housing Thickness	3/16” High Steel Strength			
Chute	Rotation of Chute	Hydraulic Motor			
	Deflector Adjustment	3 Piece Chute Hydraulic			
Cutting Edge	Replaceable and Reversible	Yes			
	Cutting Edge Material	Carbon Steel			
	Cutting Edge Dimension	3/8” x 2”		1/2” x 3”	
Skid Shoes	Replaceable and Adjustable	Yes, 6 positions		Yes, 7 positions	
	Skid Show Material	Carbon Steel			

CGC10 SERIES CLAW GRAPPLE

Available for: SCL1000

COMPACT ATTACHMENTS



KEY FEATURES

- 5/16" Tine thickness
- AR400 Steel
- 32" Jaw opening
- 40" Wide
- Greaseable pivot points

The CGC10 is a compact grapple designed specifically for the Kubota SCL1000. To preserve the loader lift capacity, this compact grapple is manufactured from high-tensile AR400 steel, making it strong, yet light.



The 32" jaw opening allows the operator to grasp large or irregularly shaped objects and move them as needed.

With a working width of 40", it complements the narrow width of the SCL.





	CGC1040
Weight - lbs (kg)	307 (139.3)
Overall width (cm)	41-1/2" (105.4)
Working width	40" (101.6 cm)
Closed height	29" (73.7 cm)
Jaw opening	32" (81.3 cm)
Hitch type	CII Quick-Attach
Number of teeth	6 bottom & 5 top
Teeth spacing (cm)	8-1/8" (20.6) upper 7-7/8" (20) lower
Tooth thickness (mm)	5/16" (8)
Working length of teeth (cm)	13" (33)
Hydraulic flow requirements (Lpm)	20 gpm (76) max
Hydraulic couplers	1 male & 1 female
Hydraulic cylinders	1-1/2" x 8" x 1" rod
Maximum pressure rating (mPa)	3000 psi (20.7)

CL SERIES COMPACT BUCKETS

Available for: SCL1000

COMPACT ATTACHMENTS



KEY FEATURES

- CL136L / CL142L Standard 36" or 42" Bucket:
  - Available with bare edge, bolt-on edge or bolt-on teeth
  - CII hitch
- CL236L / CL242L Standard 36" or 42" Bucket:
  - Available with bare edge, bolt-on edge or bolt-on teeth
  - Two lever Quick-Attach
- CL148H High Capacity 48" Bucket:
  - Available with bare edge, bolt-on edge or bolt-on teeth
  - CII hitch



48" High capacity buckets make moving large volumes of material fast and efficient.



Bare Edge



Bolt-on Edge



Bolt-on Teeth

STANDARD CAPACITY

	CL136L	CL236L	CL142L	CL242L
Hitch	CII Hitch	2-Lever Hitch	CII Hitch	2-Lever Hitch
Bucket Width (cm)	36" (91)		42" (107)	
Dimension (w/o teeth)	36" w x 16" h x 27" d	36" w x 19" h x 29" d	42" w x 16" h x 27" d	42" w x 19" h x 29" d
Shell (mm)	3/16" (4.7)			
Optional Teeth or Edge	Bolt-on Edge (HC Model); 6 Bolt-on Teeth (HT Model)			
Struck Capacity (m^3)	3.8 cu.ft.(.11)	4.3 cu.ft. (.12)	4.5 cu.ft. (.13)	4.9 cu.ft. (.14)
Heaped Capacity (m^3)	4.9 (.14)	5.6 (.16)	5.8 (.164)	6.5 (.18)

HIGH CAPACITY

	CL148H
Hitch	CII Hitch
Bucket Width (cm)	48" (124)
Dimension (w/o teeth)	48" w x 21" h x 30" d
Shell (mm)	3/16" (4.7)
Optional Teeth or Edge	Bolt-on Edge (HC Model) 6 Bolt-on Teeth (HT Model)
Struck Capacity (m^3)	6.9 cu.ft. (.196)
Heaped Capacity (m^3)	8.9 cu.ft. (.25)

CSR10 SERIES COMPACT POWERED RAKE

Available for: SCL1000

COMPACT ATTACHMENTS



KEY FEATURES

- 48" Working width
- Heavy-duty CII hitch
- Tubeless tires with sealant
- Stud roller angles 25° left or right
- Easy, adjustable manual or hydraulic angling
- Center pivot allows narrow width access
- Side plates can angle

The CSR10 makes seedbed prep a breeze and is at home in a landscape setting or on a construction site.



Height adjustment is controlled by spacers and the roller features a bearing protector.

Manually or hydraulically angle 25° left or right to smooth seedbeds or windrow debris.





	CSR1048
Non-angled Working Width (cm)	48" (123)
Hydraulic Flow Requirements	20 gpm max. continuous
Hydraulic Pressure Range	3000 psi max.
Angled Working Width (cm)	43" (109)
Weight (kg)	Manual angling: 505 lbs (229) Hydraulic angling: 548 lbs (249)
Direction of Travel	Bi-directional
Material Control Blade	2 each - 1/2" x 2-1/2" urethane
Roller Drive	Direct drive
Spike Roller	6-5/8" Diameter with 3/4" x 1-1/2" carbide tipped studs
Roller Speed	449 rpm @ 20 gpm
Roller Side Bearing	Radial ball bearing
Side Plates	Standard, removable & reversible with storage position
Gauge Wheels / Depth Control	2 each 10-1/2" x 3-3/4" Air tires w/sealant and 3/4" roller bearings and spacer height adjustment

CPF12 SERIES COMPACT PALLET FORKS

Available for: SCL1000

COMPACT ATTACHMENTS



KEY FEATURES

- 36" & 42" Fork lengths
- 1,200 lb. Capacity
- CII hitch
- Spill guard
- Adjustable fork width with spring-loaded toggle to lock in place

The CPF12 helps contractors and material handlers in a variety of industries efficiently move loads from trailers, flatbeds, or racking.



Forks have an adjustable width and feature a spring-loaded toggle to lock them in place.

Spill guard stops loads from toppling backwards onto the loader.





	CPF1236	CPF1242
Weight (kg)	224 lbs (102)	234 lbs (106)
Lift Capacity (kg)	1200 lbs (544) lift capacity is based on load being 24" (61 cm) from vertical face of fork	
Fork Class	I	
Frame Width (cm)	35-1/2" (95 cm)	
Frame Height (cm)	31-3/4" (81)	
Fork Thickness (cm)	1-1/4" (3)	
Fork Width (cm)	3" (8)	
Fork Length (cm)	36" (91)	42" (107)
Fork Positioning Lock	Spring Loaded Toggle	

CTR10 SERIES COMPACT TRENCHERS

Available for: SCL1000





KEY FEATURES

- 30", 36", 48" Trenching depths
- 2 Motors; high speed or high torque
- Positive manual chain tensioner
- Heavy-duty hitch plate
- Chain widths on 30"/36" units: 4", 6", 8" & 10"
- Chain widths on 48" unit: 4" & 6"
- 3 Chain styles

Designed for efficient digging of trenches and ideal for irrigation or utility contractors, or as a rental tool.



Chain options range from 4" to 10" widths and are available in 3 styles: 2-cup, 4-cup, or scorpion and cup chain.

The trench is cleared with a 12" spoil auger and smoothed with an optional crumber tool.



	CTR1030	CTR1036	CTR1048
Operating Weight (w/4" 2 pitch cup chain & optional crumber)	484 lbs (220)	516 lbs (234)	559 lbs (254)
Overall Length (cm)	62" (157)	72" (183)	85" (216)
Digging Depth at 60°	30" (76)	36" (91)	48" (123)
Overall Width (cm)	32.4" (82)		
Overall Height (cm)	33" (84)		
Spoil Auger (cm)	12.25" (31) - Removable		
Trenching Widths Available	4", 6", 8", 10"		4", 6"
Motor Options	High speed or high torque		
Hydraulic Motor Flow	20 gpm max. continuous		
Crumber	Floating - optional equipment		
Depth Indicator	Standard - visible from operator's platform		
Roller Guide Bearing at Boom Head	Sealed, ball bearings with triple lip seals & metal shroud covers		
Drive Bearings	Sealed, double row ball bearings with heavy duty seals		
Chain Speed @15 gpm	638 fpm (high torque) / 1105 fpm (high speed)		
Chain Tightener	Threaded		
Chain Options	Cup teeth on 2 or 4 pitch, or 2 pitch scorpion w/cup teeth		
Trencher Chain	1.654" Pitch, 34,000 lb tensile strength		
Trencher Chain Side Links	Anti-flex		
Cup Teeth	Hardened with hard facing		

CSA10 SERIES COMPACT SKID AUGER

Available for: SCL1000



KEY FEATURES

- 10-20 gpm
- 2" Hex drive
- 6"-24" Dirt augers
- 6"-12" Rock augers
- Pendulum mount

Landscapers and contractors will find the CSA10 is a durable tool for digging holes for footings, fences, signs, or trees.





Reinforced hitch plate provides added strength.

The CSA10 features a reversible planetary gearbox with a 2" hex output shaft to attach to a variety of augers.



	CSA10
Hydraulic Requirements	10-20 gpm (37.9-75.7 Lpm) @ 1500 - 3000 psi (10-21 MPa)
Base Weight w/o options (kg)	353 lbs (160)
Auger Length	9" (22.9 cm) Auger size = 49" (1.24 m) All other auger sizes = 50-3/4" (1.29 m)
Auger Flighting Thickness (mm)	5/16" (8)
Auger Pipe (cm)	2-1/2" (6.4) ID
Number of Auger Teeth (cm)	**Hex Head Double Augers** 6" (15.2) - 2 teeth 9" (22.9) - 4 teeth 12" (30.5) - 4 teeth 15" (38.1) - 5 teeth 18" (45.7) - 6 teeth 24" (61) - 8 teeth **Hex Head Tree Augers** 24" (61) - 9 teeth **Rock Augers** 6" (15.2) - 6 teeth 9" (22.9) - 10 teeth 12" (30.5) - 12 teeth
Auger Pilot	Cast steel, 3 - drill points / Cast steel, 4 - drill points
Auger Drive	Hydraulic
Gearbox	Hydraulically driven planetary gearbox; reversible
Gearbox Output Shaft (cm)	2" (5.1) Hex
Gearbox API-GL-5 Oil Weight	SAE90 @ 35°F (1.7°C) min. temperature
Gearbox Oil Capacity (mL)	14 oz (414)



Land Pride offers a variety of augers ranging from 6" - 24", including a 24" tree auger. 6" to 12" Rock Augers are also available.

COMPACT MOUNT FOR KXB BREAKERS

Available for: SCL1000

COMPACT ATTACHMENTS



KEY FEATURES

- Multiple tool options
- Wear resistant steel housing
- Replaceable seal and bushing
- CBE: Constant blow energy
- Performance matched to SCL1000 for optimum efficiency

Ideal for demolition of concrete and rock, and as a rental tool where optimum power and breaking efficiency is required.

	KXB360	KXB460
Frequency Range	1200-2600 bpm	1000-2000 bpm
Operating Weight (kg)	247 lbs (112)	350 lbs (160)
Oil Flow Range (lpm)	5.3-12.7 gpm (20-48)	7.9-16.6 gpm (30-63)
Operating Pressure (bar)	1740-2030 psi (120-140)	
Pressure Relief Setting Min. (bar)	2460-2760 psi (170-190)	
Pressure Relief Setting Max. (bar)	3190 psi (220)	
Tool Shank Diameter (mm)	1.65" (42)	1.97" (50)



All hammers are shipped with a moil point and a chisel point tool and change out is quick & easy.



Cast housing with sound dampening for quiet operation.



UNLOCK THE FULL POTENTIAL OF YOUR KUBOTA



PERFORMANCE MATCHED

See our full line of Performance Matched Kubota by Land Pride CE Attachments at **Kubota.ca/products/Construction-Attachments**

TELEMATICS

Monitor and track equipment – all through the myKubota APP **Kubota.ca/telematics**

LOCATE A DEALER

Find your closest dealer for Kubota by Land Pride CE Attachments at **Kubota.ca/find-a-dealer**

PRODUCTS IN ACTION

See products in action on **@KubotaCanada** YouTube Channel or at **Kubota.ca**



Kubota Canada Ltd. reserves the right to change the stated specifications without notice.
This brochure is for descriptive purposes only.
Please contact your local Kubota dealer for warranty and safety information.
See dealer for details.

KUBOTA CANADA LTD.
1155 Kubota Drive Pickering, Ontario L1X 0H4 | 905.294.7477 | **kubota.ca**

© 2023 Kubota Canada Ltd. | 09/21/23 | Part #: CE-FLAB-2024-EN

For Earth, For Life
Kubota